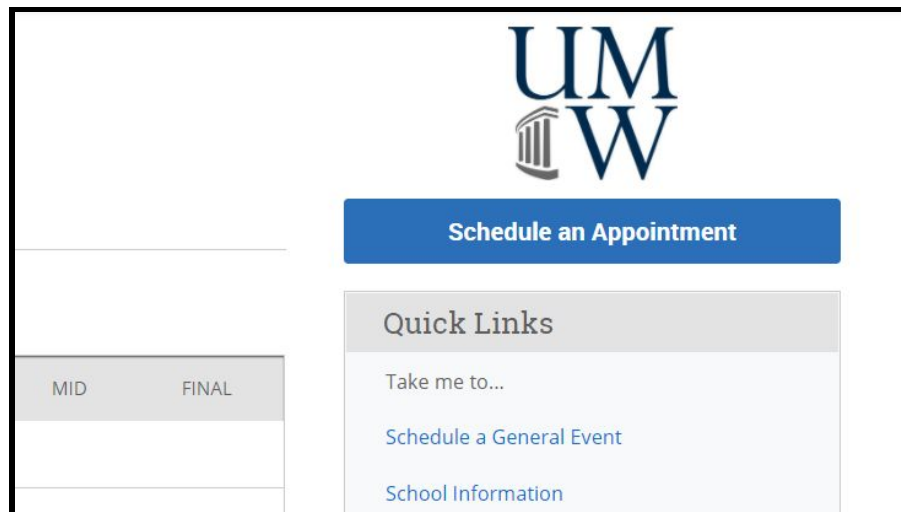
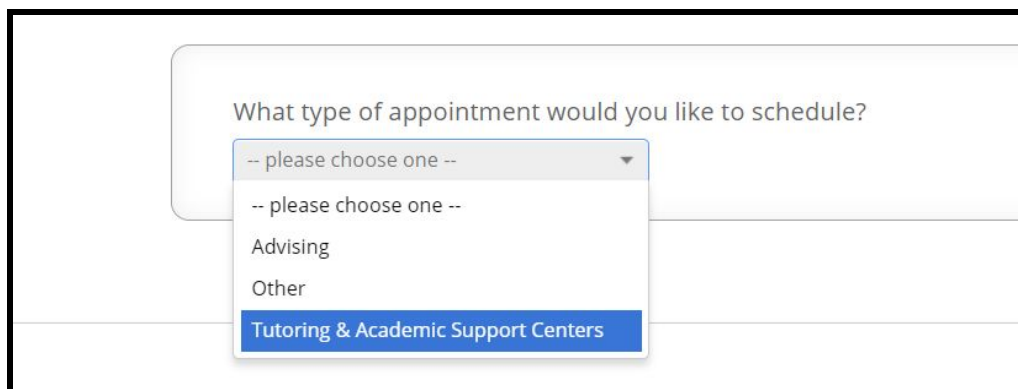


## SCHEDULE AN ONLINE APPOINTMENT:

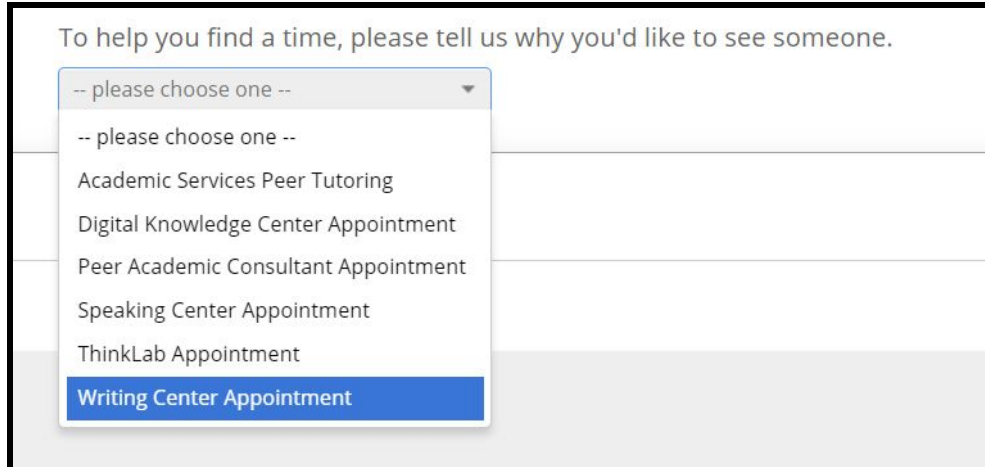
1. Go to <https://umw.campus.eab.com/>.
2. Click “Schedule an Appointment” in the top-right corner.



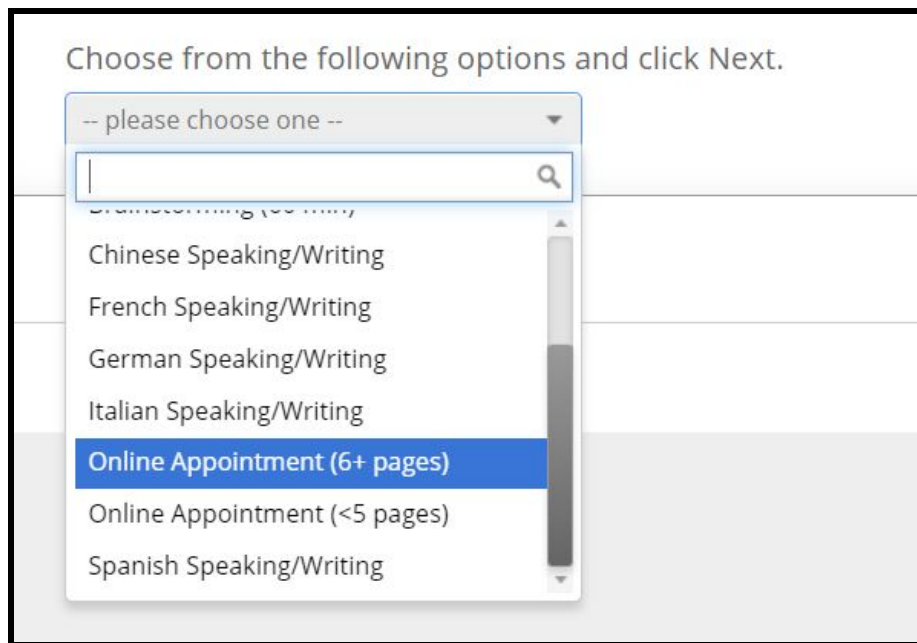
3. For type of appointment, select “Tutoring & Academic Support Centers” in the drop-down menu.



4. Another drop-down menu will appear. Select “Writing Center Appointment.”



5. From the options that appear, scroll all the way down in the drop-down menu. Then select either "Online Appointment (6+ pages)" or "Online Appointment (<5 pages)."



6. Click "Next."
7. For location, select "Writing Center (HCC 430)." Don't worry! Your appointment is still online, not in the HCC.

What location do you prefer?

-- please choose one --

-- please choose one --

Writing Center (HCC 430)

◀ Back

8. If you have a preference for which consultant you would like to work with, you can add their name.
9. From there, select the day and time that works best for you!
10. All of the information for your appointment will appear. If you have certain things that you would like the Writing Center consultant to be aware of beforehand, add comments in the comment box at the bottom of the page. Be sure to read the description provided by the consultant, which contains instructions for your online appointment.

You can also select “Send Me an Email” and/or “Send Me a Text” if you would like to receive reminders before your appointment.

Is there anything specific you would like to discuss with Eli ?

Comments for your staff...

Send Me an Email

Send Me a Text

Please provide your mobile number

Phone Number

11. Be sure to click “Confirm Appointment” at the very bottom of the page before closing out of the page.

Confirm Appointment